


Performance Review

October 28, 2008




Performance Review Goals



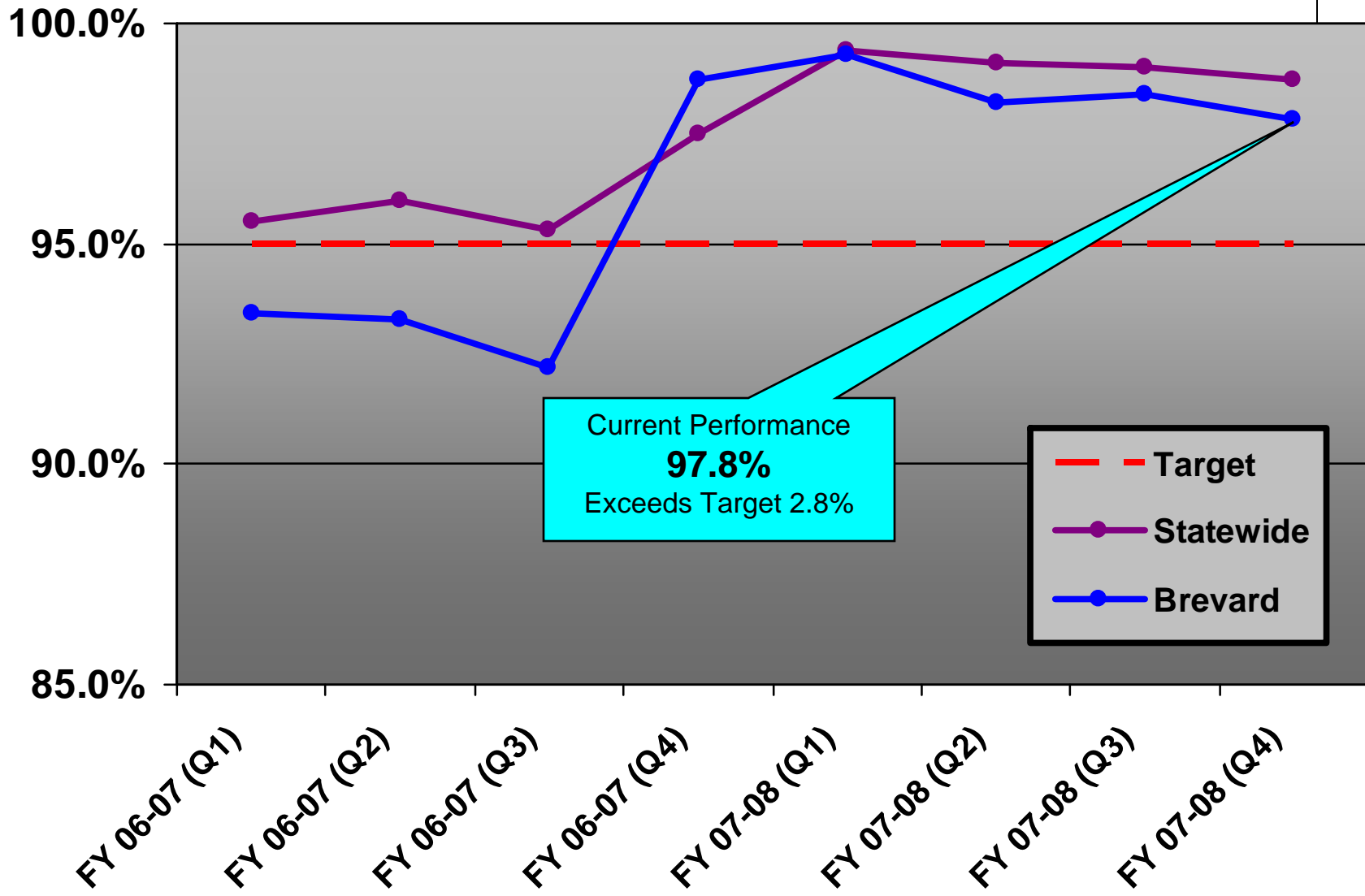

- 8 Contract Measures
- 7 Best Practice Measures
- Quarter 1 QA Results

Objective: Safety




1) Repeat Maltreatment- The percentage of children not abused or neglected during services will be at least 95%.

Contract Measure #1 - Repeat Maltreatment
Target - 95%

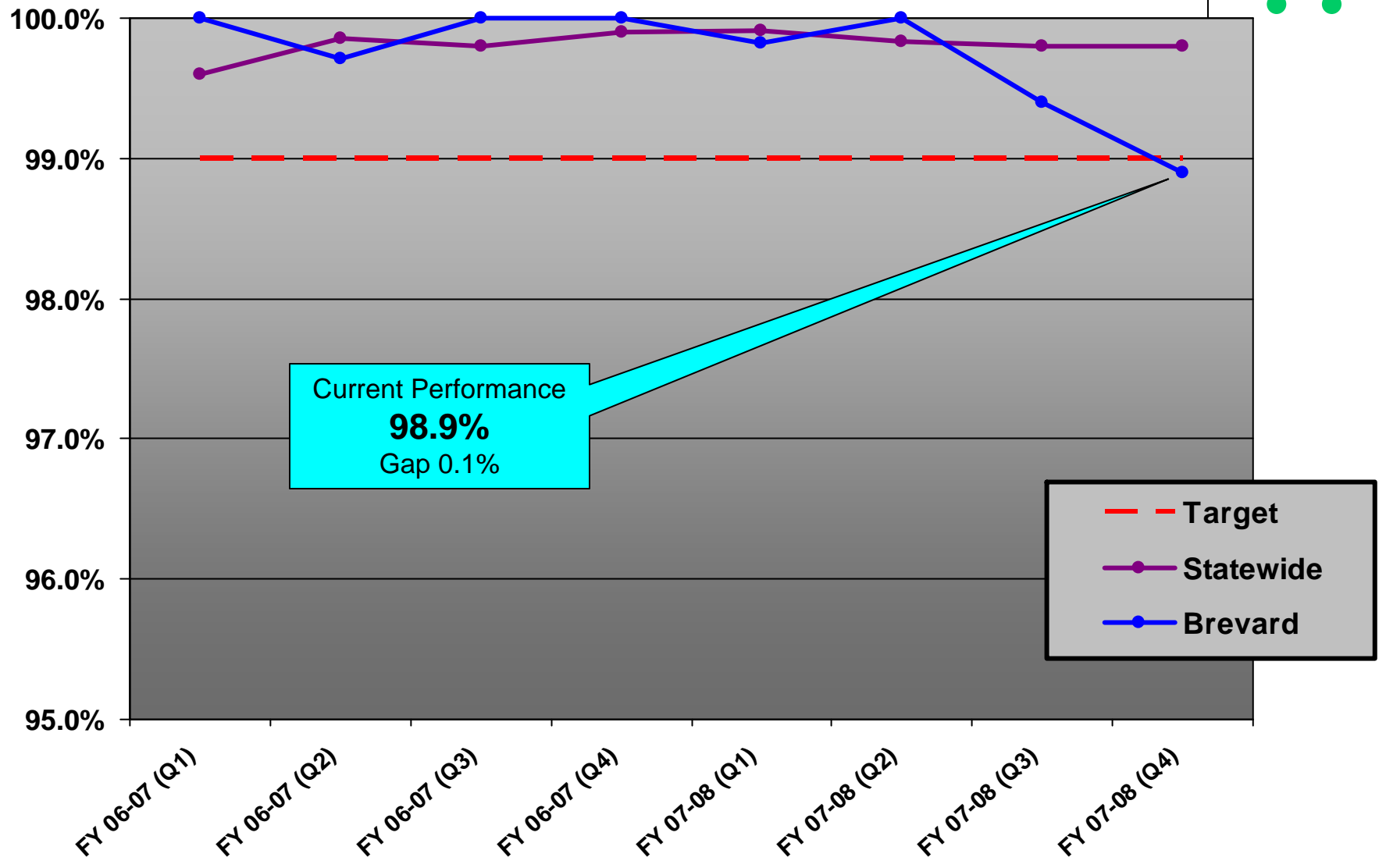



Objective: Safety




2) No more than 1% of children served in out-of-home care shall experience maltreatment during services (99% safe).

Contract Measure #2 – Maltreatment in Out-of-Home Care Target – 99%




Why didn't we meet this measure?



- Intake did not come in until 06/05/08 but removal in FSFN began on 06/04/08. (one case-one child)
- Report was called in on 4/29, the PI commenced on 4/29 but when closing the investigation, used 4/30 as the incident date. Children were removed on 4/30 according to ICWSIS but have 4/29 as the date in FSFN. (one case-3 children)
- Children were reunified w/ mother on 4/3 and re-removed when this report came in. FSFN was never updated to reflect the reunification on 4/3. (one case-2 children)

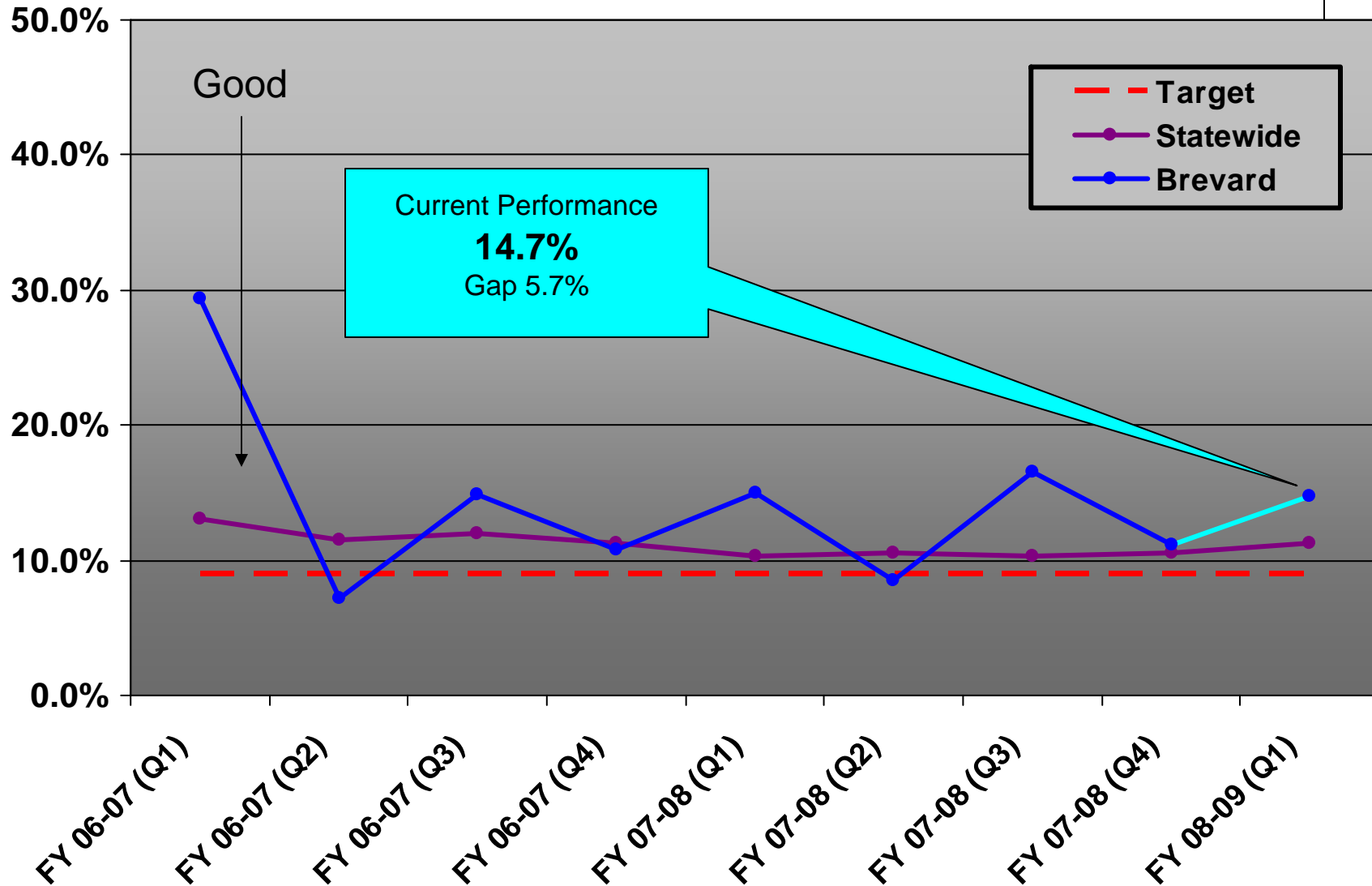

Objective: Safety & Permanency




3) The percentage of children reunified or released to relatives within the previous 12 months who have a subsequent removal episode shall not exceed 9.0%.

Contract Measure #3 – Percent of children removed within 12 months of a prior reunification.

Target – 9.0%



Objective: Permanency



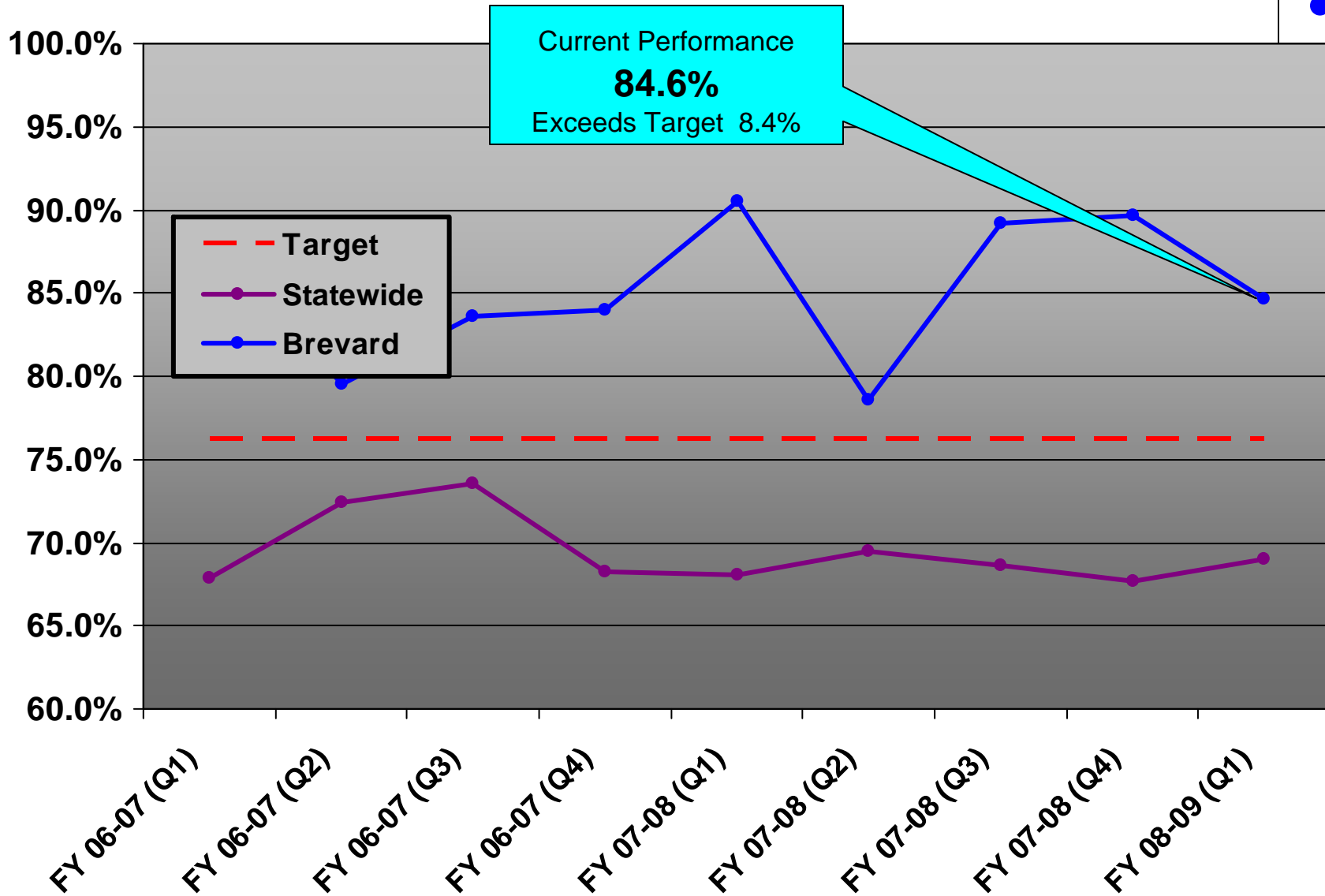

4) The percentage of children reunified who were reunified within 12 months of the latest removal shall be at least 76.2%.

Dashboard Measurement FS301


FSFN Report: Children Reunified within 12 months

Contract Measure #4 – Time to Reunification

Target – 76.2%

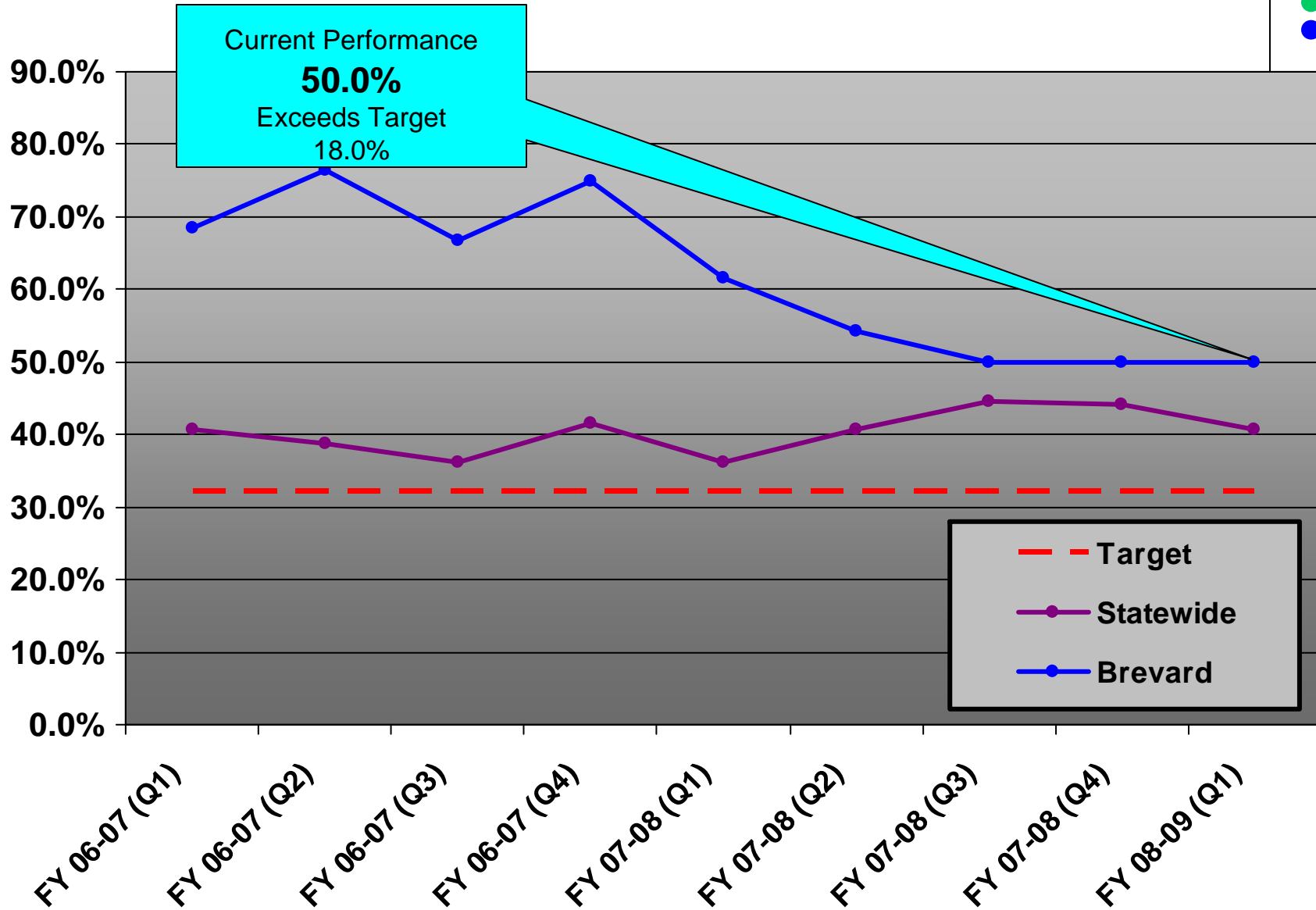



Objective: Permanency



5) The percentage of children with finalized adoptions whose adoptions were finalized within 24 months of the latest removal shall be at least 32%.


Contract Measure #5 – Time to Adoption
Target – 32%



Current Performance
50.0%
 Exceeds Target
 18.0%


--- Target
 —●— Statewide
 —●— Brevard

Objective: Permanency



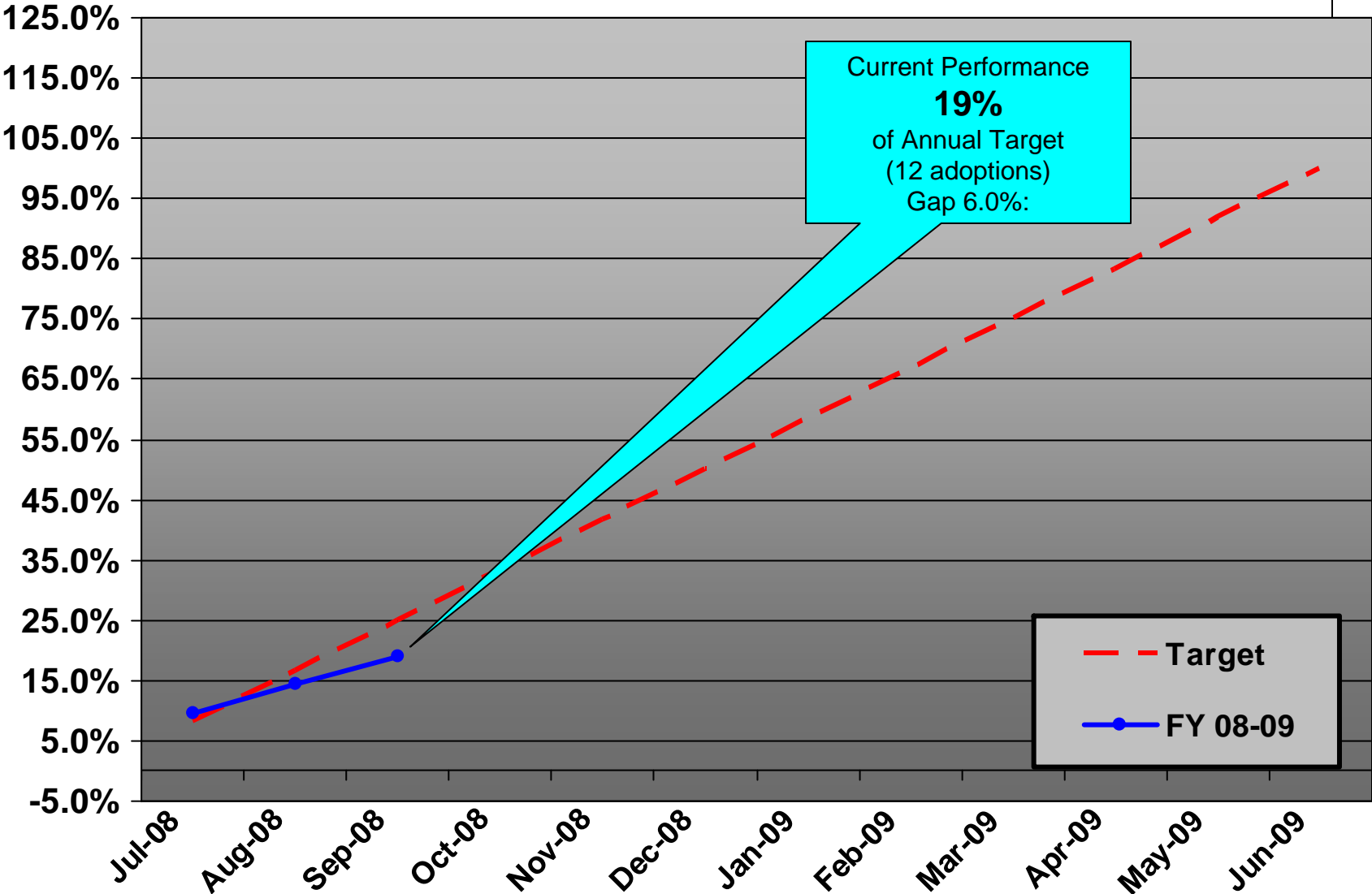

6) No more than 176 children in out-of-home care on June 30, 2009, shall have been in out-of-home care 12 months or more.

Objective: Permanency




7) At least 63 adoptions shall be finalized during the state fiscal year 2008-09.

Contract Measure #7 – Number of Finalized Adoptions Target – 63 Finalized Adoptions

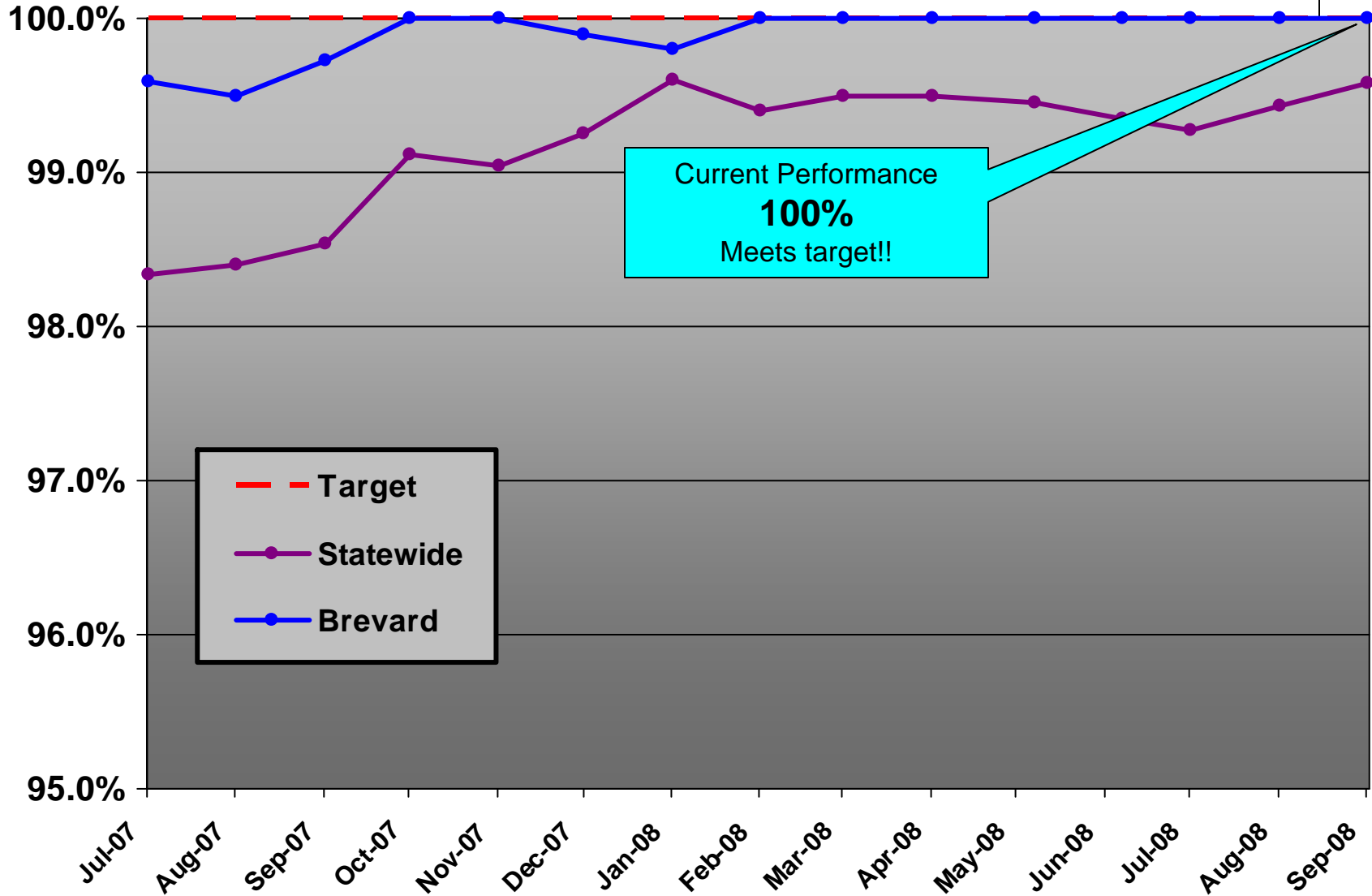



Objective: Safety



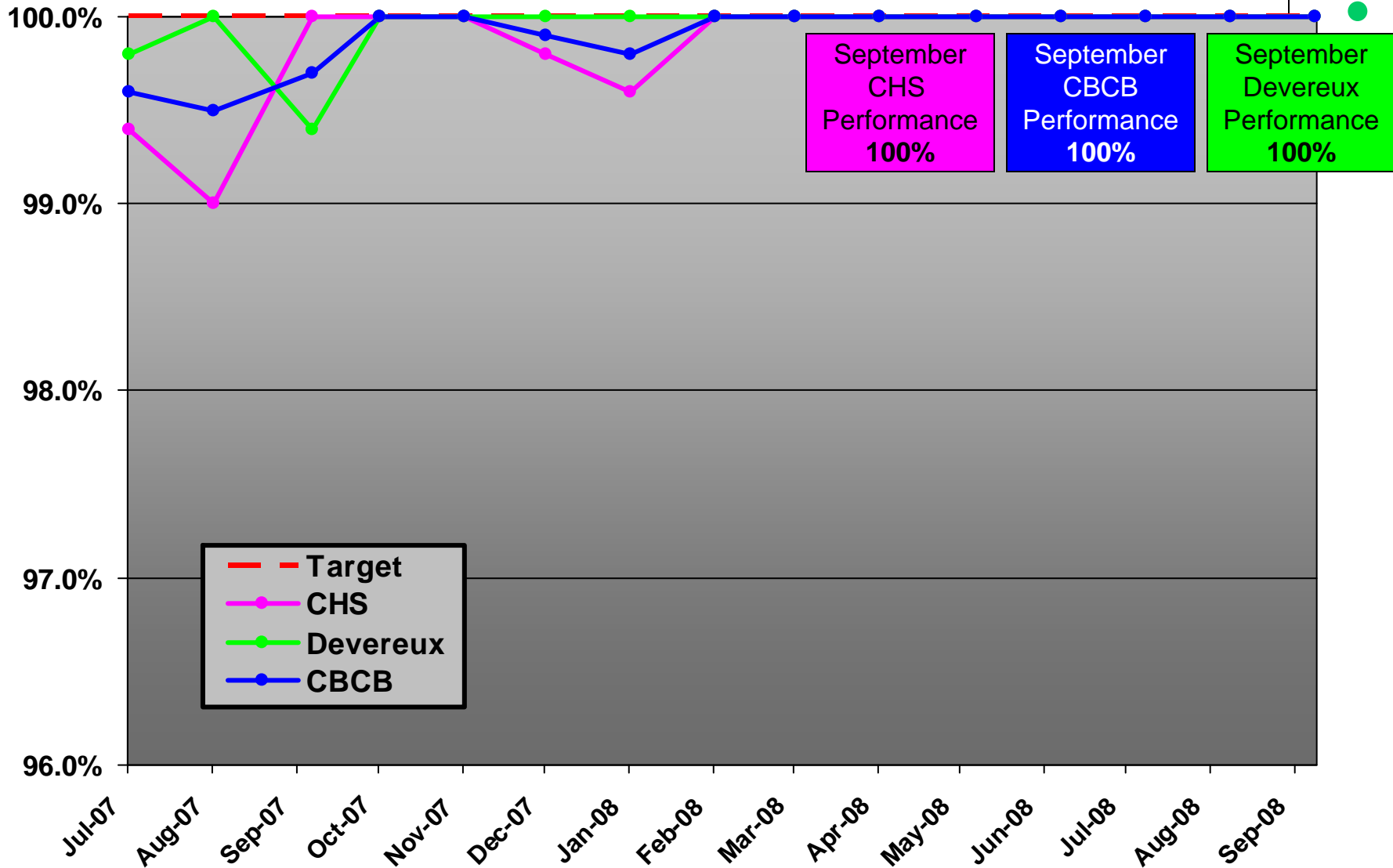

8) 100% of children under supervision who are required to be seen each month shall be seen each month.

Contract Measure #8 – Children Seen (valid reasons excluded)
Target – 100%



Children Seen (by agency)

Target – 100%




September
CHS
Performance
100%

September
CBCB
Performance
100%


September
Devereux
Performance
100%

-- Target
—●— CHS
—●— Devereux
—●— CBCB

CBC Performance Contract Measures



CBC Performance FY 07-08 Quarter 4




Agency	No abuse during services *	Ranking	No abuse during out-of-home care*	Ranking	Returned to out-of-care <12 months of reunification *	Ranking	Reunified within 12 months of latest removal*	Ranking	Finalized adoptions within 24 months of latest removal*	Ranking	Percent of adoption target achieved**	Ranking	Percentage of children seen*	Ranking	Total	Total Ranking
St. Johns County Commission	100.0%	1	100.00%	1	14.0%	17	90.9%	1	42.9%	9	233.3%	1	99.86%	8	38	1
Big Bend CBC West	99.8%	2	100.00%	1	7.7%	3	69.5%	12	47.9%	8	150.7%	4	99.47%	17	47	2
YMCA South	99.8%	2	100.00%	1	12.9%	16	85.5%	5	36.6%	15	124.7%	9	99.95%	4	52	3
Families First Network	98.8%	10	100.00%	1	8.7%	7	75.3%	7	52.6%	3	124.0%	11	98.82%	22	61	4
Family Support Services	98.8%	10	99.71%	16	11.2%	12	81.0%	6	67.5%	1	182.6%	3	99.46%	18	66	5
CBC of Brevard	97.8%	18	98.90%	21	11.2%	12	89.7%	2	50.0%	6	124.2%	10	100.0%	1	70	6
Heartland for Children	98.5%	15	99.84%	12	11.0%	11	75.0%	8	39.2%	13	135.3%	8	99.96%	3	70	6
Our Kids	99.2%	6	99.94%	8	8.4%	5	70.2%	11	39.6%	12	102.6%	17	99.56%	15	74	8
Big Bend CBC East	97.4%	20	99.82%	13	6.9%	1	63.6%	15	40.0%	11	137.8%	7	99.77%	10	77	9
CBC of Volusia-Flagler	98.5%	15	99.74%	15	11.3%	14	58.0%	19	52.4%	4	141.8%	6	99.95%	4	77	9
Child and Family Connections	98.6%	14	99.56%	17	8.2%	4	61.5%	16	51.2%	5	115.6%	15	99.91%	7	78	11
Kids Central, Inc.	98.7%	12	99.94%	8	14.8%	18	71.8%	10	33.3%	17	143.5%	5	99.78%	9	79	12
Partnership for Strong Families	97.3%	21	99.52%	18	7.4%	2	65.9%	14	62.5%	2	119.1%	13	99.73%	11	81	13
Family Services of Metro Orlando	99.0%	8	99.89%	10	9.3%	8	61.2%	17	42.5%	10	108.8%	16	99.41%	20	89	14
Clay & Baker Kids Net, Inc.	98.7%	12	100.00%	1	10.2%	9	72.0%	9	30.0%	18	96.2%	21	98.99%	21	91	15
CBC of Seminole	99.2%	6	99.78%	14	25.0%	21	87.0%	3	0.0%	22	117.1%	14	99.60%	14	94	16
Eckerd Youth (formerly YMCA North)	99.3%	5	99.96%	7	20.2%	20	52.0%	21	27.3%	20	101.3%	19	99.98%	2	94	16
ChildNet	98.9%	9	99.42%	20	8.6%	6	60.4%	18	38.1%	14	119.7%	12	99.48%	16	95	18
Children's Network of SW Florida	98.1%	17	99.87%	11	10.5%	10	66.0%	13	28.6%	19	97.5%	20	99.68%	12	102	19
Hillsborough Kids, Inc.	99.5%	4	99.97%	6	11.7%	15	47.1%	22	36.0%	16	95.0%	22	99.43%	19	104	20
United for Families	97.8%	18	99.44%	19	19.5%	19	57.1%	20	11.8%	21	102.6%	17	99.95%	4	118	21

Statewide	98.7%	99.80%	10.9%	67.7%	44.2%	118.6%	99.44%
-----------	-------	--------	-------	-------	-------	--------	--------

* for quarter ending 06/30/08

** as of 06/15/08

CBC Performance FY 07-08 Year End




Agency	No abuse during services	Ranking	No abuse during out-of-home care	Ranking	Returned to out-of-care <12 months of reunification	Ranking	Reunited within 12 months of latest removal	Ranking	Finalized adoptions within 24 months of latest removal	Ranking	Percent of adoption target achieved*	Ranking	Percentage of children seen	Ranking	Total	Total Ranking
Family Support Services	98.9%	4	99.83%	13	10.3%	6	76.8%	6	66.9%	1	182.6%	3	99.20%	13	46	1
St. Johns County Commission	99.1%	2	99.75%	16	12.5%	14	83.3%	4	42.9%	11	233.3%	1	99.78%	4	52	2
YMCA South	99.2%	1	99.91%	5	12.7%	16	75.4%	8	28.2%	19	124.7%	9	99.92%	1	59	3
Child and Family Connections	98.9%	4	99.79%	14	7.6%	1	69.0%	13	52.4%	3	115.6%	15	99.29%	11	61	4
CBC of Brevard	98.3%	16	99.54%	20	12.2%	12	87.5%	1	53.7%	2	124.2%	10	99.87%	2	63	5
Kids Central, Inc.	98.9%	4	99.94%	2	12.3%	13	78.1%	5	31.1%	17	143.5%	5	99.02%	17	63	5
Big Bend CBC West	98.8%	7	99.88%	8	9.2%	3	63.0%	18	46.7%	5	150.7%	4	98.98%	19	64	7
CBC of Volusia-Flagler	98.8%	7	99.93%	3	13.3%	18	61.1%	20	45.4%	7	141.8%	6	99.73%	7	68	8
Family Services of Metro Orlando	98.8%	7	99.88%	8	10.0%	5	63.9%	17	38.5%	12	108.8%	16	99.40%	9	74	9
Families First Network	98.8%	7	99.90%	7	10.9%	8	70.4%	12	43.6%	9	124.0%	11	98.20%	22	76	10
Big Bend CBC East	98.2%	19	99.92%	4	11.5%	10	71.9%	11	37.3%	13	137.8%	7	99.14%	15	79	11
Our Kids	98.7%	12	99.88%	8	8.5%	2	64.3%	16	37.2%	14	102.6%	17	99.34%	10	79	11
ChildNet	99.0%	3	99.75%	16	11.0%	9	61.2%	19	43.3%	10	119.7%	12	99.05%	16	85	13
Eckerd Youth (formerly YMCA North)	98.7%	12	99.91%	5	10.7%	7	60.0%	21	23.5%	21	101.3%	19	99.83%	3	88	14
Partnership for Strong Families	98.1%	20	99.70%	18	11.6%	11	67.3%	14	47.0%	4	119.1%	13	99.50%	8	88	14
Hillsborough Kids, Inc.	98.5%	15	99.95%	1	9.6%	4	46.0%	22	35.6%	15	95.0%	22	99.28%	12	91	16
CBC of Seminole	98.8%	7	99.65%	19	15.2%	21	85.4%	3	44.2%	8	117.1%	14	98.89%	20	92	17
United for Families	98.3%	16	99.78%	15	12.6%	15	73.4%	9	30.8%	18	102.6%	17	99.75%	5	95	18
Children's Network of SW Florida	98.7%	12	99.84%	12	14.7%	20	72.5%	10	25.0%	20	97.5%	20	99.01%	18	112	19
Clay & Baker Kids Net, Inc.	97.8%	21	99.52%	21	14.1%	19	76.6%	7	16.7%	22	96.2%	21	98.50%	21	132	20
Heartland for Children	98.3%	166	99.88%	8	12.7%	16	66.3%	15	32.5%	16	135.3%	8	99.74%	6	235	21

Statewide	98.6%	99.9%	10.6%	68.4%	41.7%	118.6%	99.11%
-----------	-------	-------	-------	-------	-------	--------	--------

* as of 06/15/08

CBC Performance FY 08-09 Quarter 1 (without measures 1 & 2)



Agency	Returned to out-of-care <12 months of reunification	Ranking	Reunified within 12 months of latest removal	Ranking	Finalized adoptions within 24 months of latest removal	Ranking	Percentage of children seen	Ranking	Total	Total Ranking
Clay & Bakers Kid Net	7.7%	4	92.9%	1	70.0%	2	99.80%	7	14	1
CBC of Brevard	14.7%	18	84.6%	4	50.0%	6	100.00%	1	29	2
Partnership for String Families	7.2%	2	72.9%	9	41.0%	11	99.53%	13	35	3
Families First Network	9.7%	6	79.5%	5	51.5%	5	99.11%	19	35	3
Child and Family Connections	8.6%	5	71.4%	12	54.8%	4	99.29%	17	38	5
St. Johns County Commission	12.9%	14	61.1%	18	75.0%	1	99.84%	6	39	6
Eckerd Youth Alternatives	6.6%	1	64.6%	16	18.4%	19	99.86%	5	41	7
Family Support Services	11.6%	12	73.1%	8	69.7%	3	99.21%	18	41	7
Our Kids Inc.	7.3%	3	62.8%	17	44.0%	9	99.53%	13	42	9
United for Families	11.5%	11	73.8%	7	27.8%	18	99.80%	7	43	10
Kids Central, Inc.	12.5%	13	72.2%	10	35.9%	13	99.73%	9	45	11
CBC of Volusia-Flagler	13.7%	17	69.2%	13	37.5%	12	99.98%	3	45	11
YMCA South	13.0%	15	71.6%	11	15.6%	20	100.00%	1	47	13
ChildNet Inc.	10.9%	8	56.0%	20	43.2%	10	99.70%	10	48	14
Big Bend CBC East	15.4%	20	78.7%	6	50.0%	6	99.42%	16	48	14
CBC of Seminole	9.7%	6	85.3%	2	0.0%	21	98.02%	21	50	16
Big Bend CBC West	10.9%	8	66.1%	15	45.8%	8	99.02%	20	51	17
Children's Network of SW Florida	15.2%	19	84.9%	3	29.2%	17	99.57%	12	51	17
Family Services of Metro Orlando	13.2%	16	68.1%	14	33.3%	14	99.69%	11	55	19
Heartland for Children	16.4%	21	59.1%	19	32.7%	15	99.90%	4	59	20
Hillsborough KIDS, Inc.	11.0%	10	45.4%	21	31.1%	16	99.51%	15	62	21

Statewide


11.3%

69.0%

40.8%

99.43%

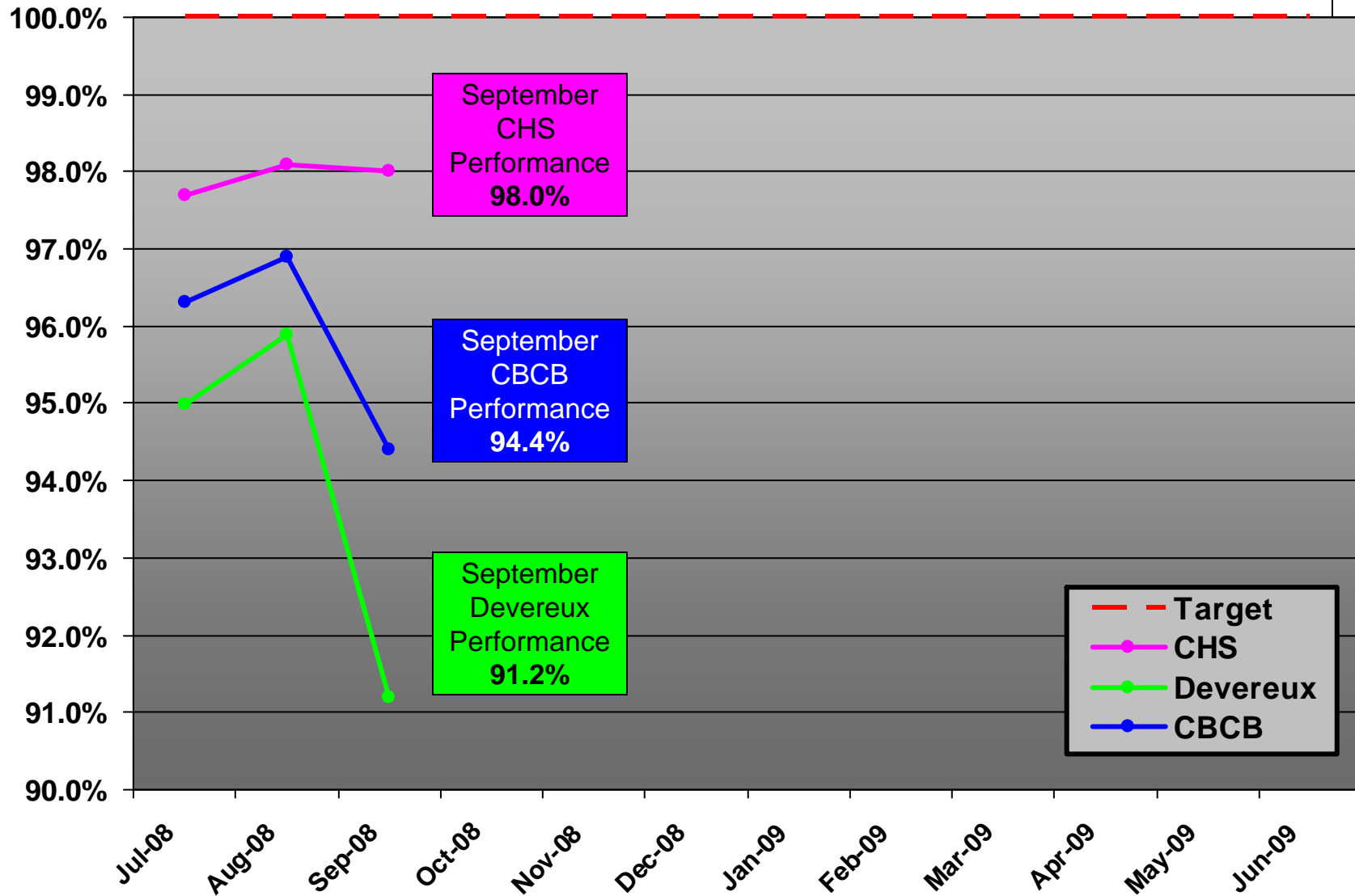

Best Practice Performance Measures



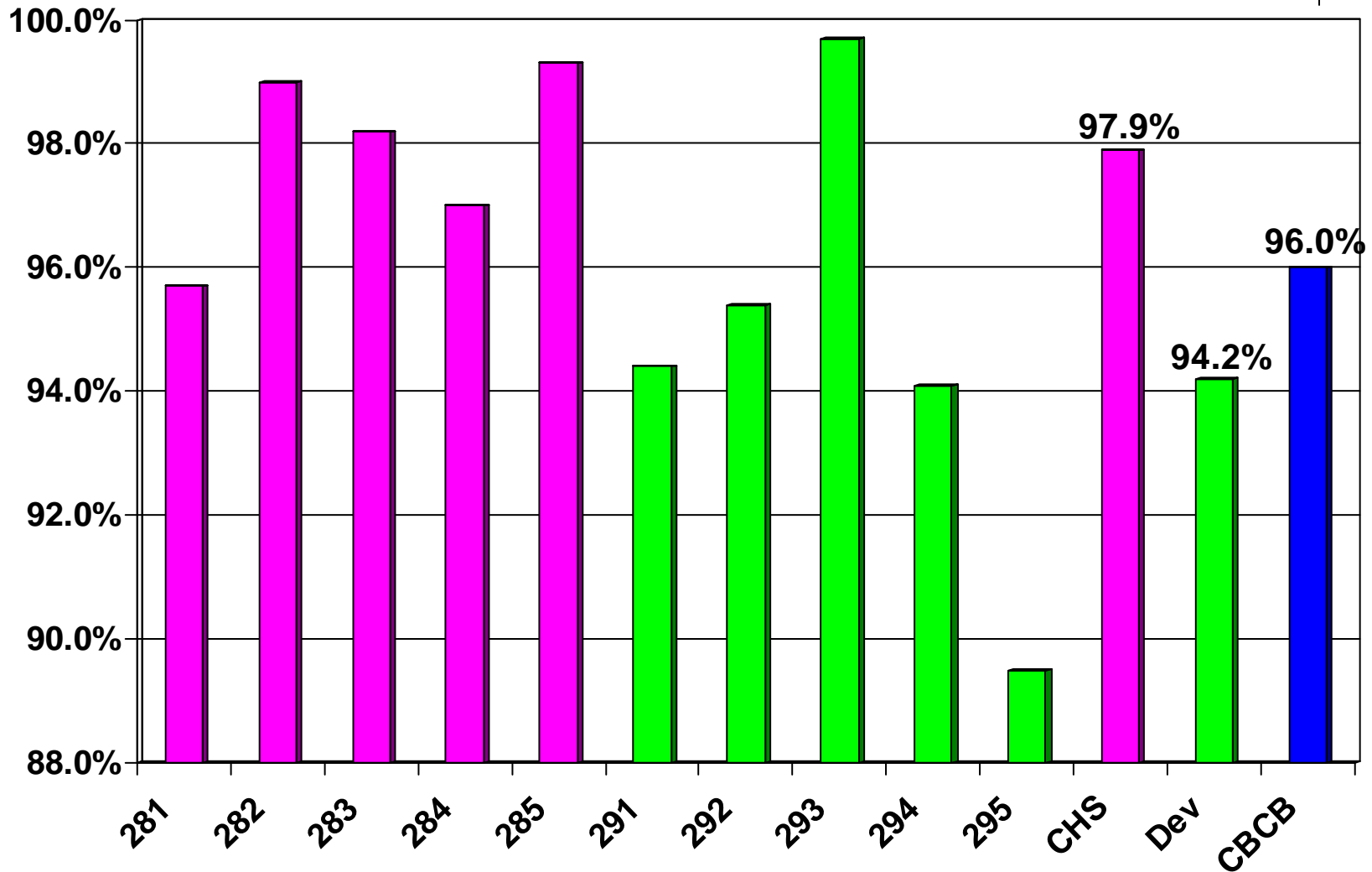

- Children Seen Every 30 Days
- Fingerprints
- Birth Verification
- Photo
- Timely Exit Interviews
- JR's Completed on Time
- Maintain 100% on Quarterly Supervisor Reviews (within 90 days of last review)

Best Practice #1 – Children Seen Every 30 Days

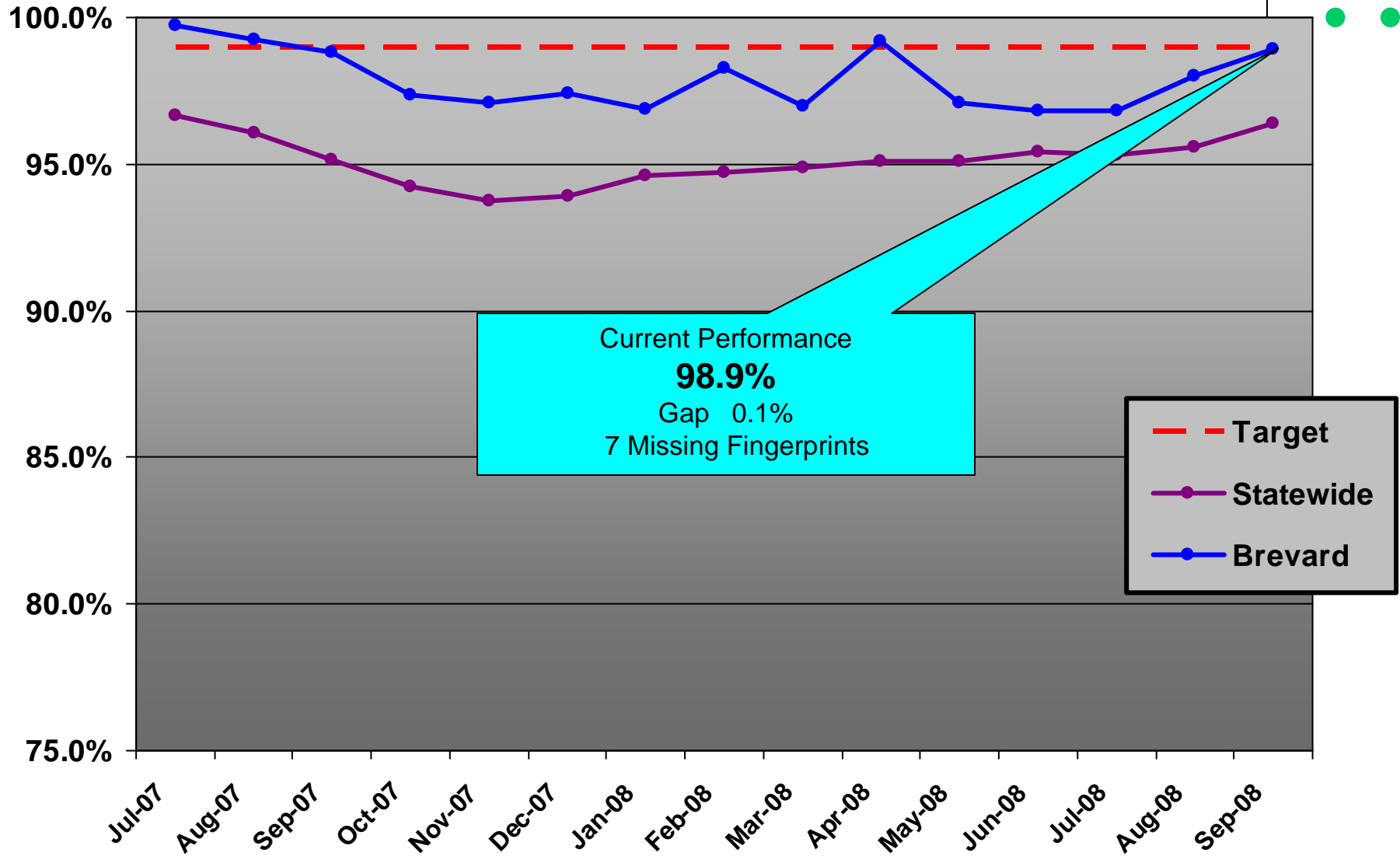

Target – 100%



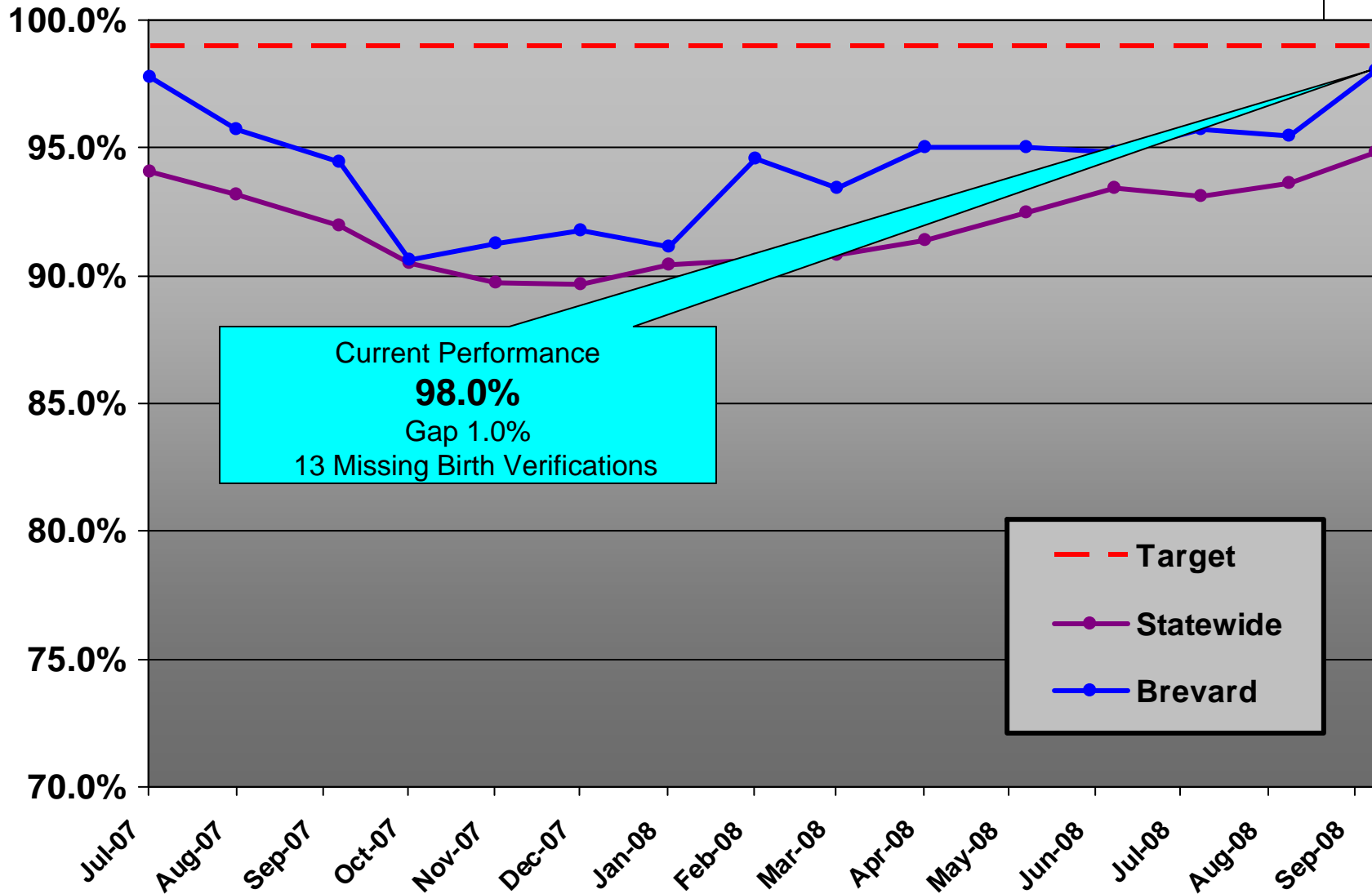

Best Practice #1 – Children Seen Every 30 Days
Target – 100%
08-09 Quarter 1



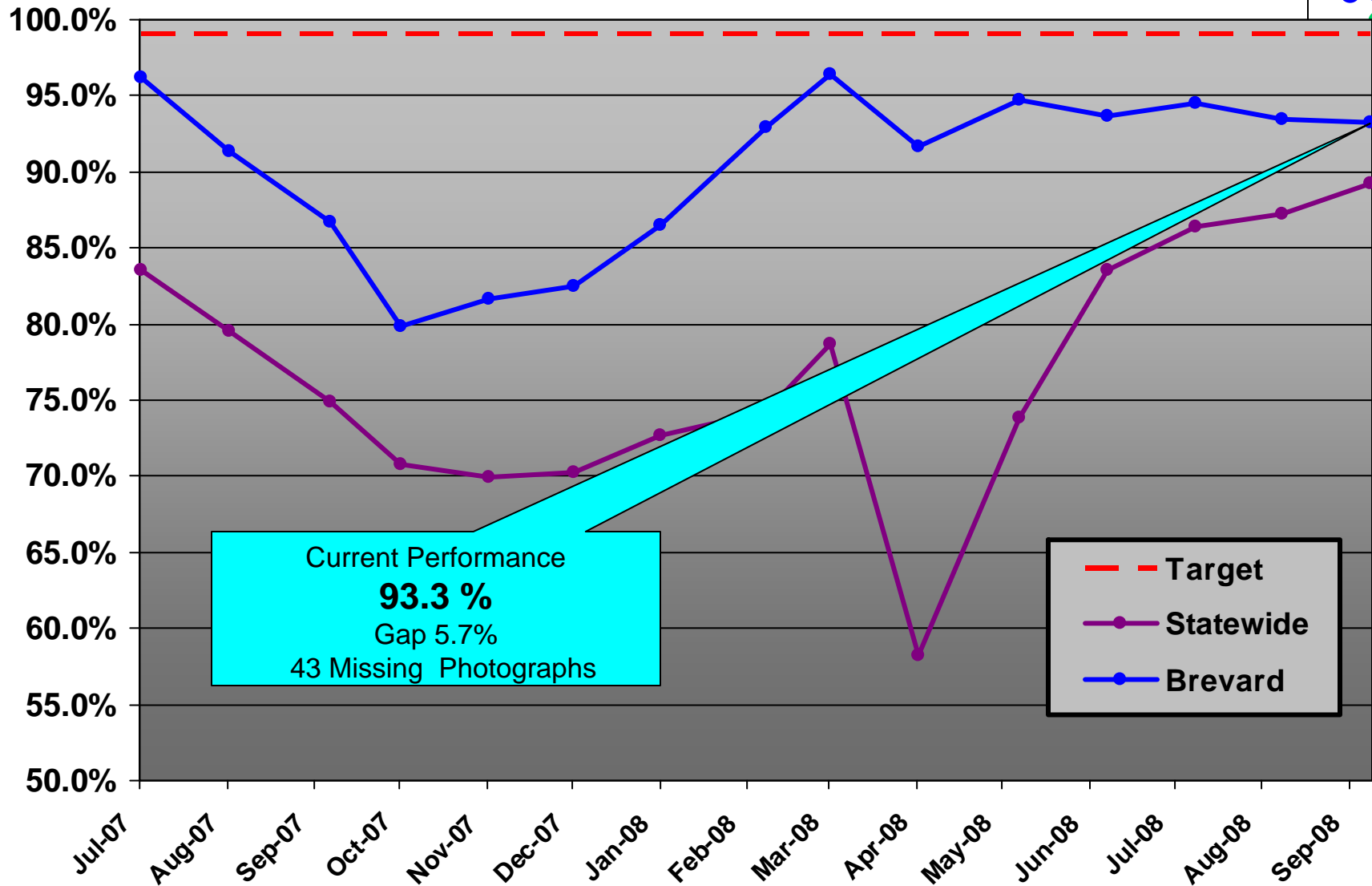

Best Practice #2 – Fingerprints Obtained
Target – 99%



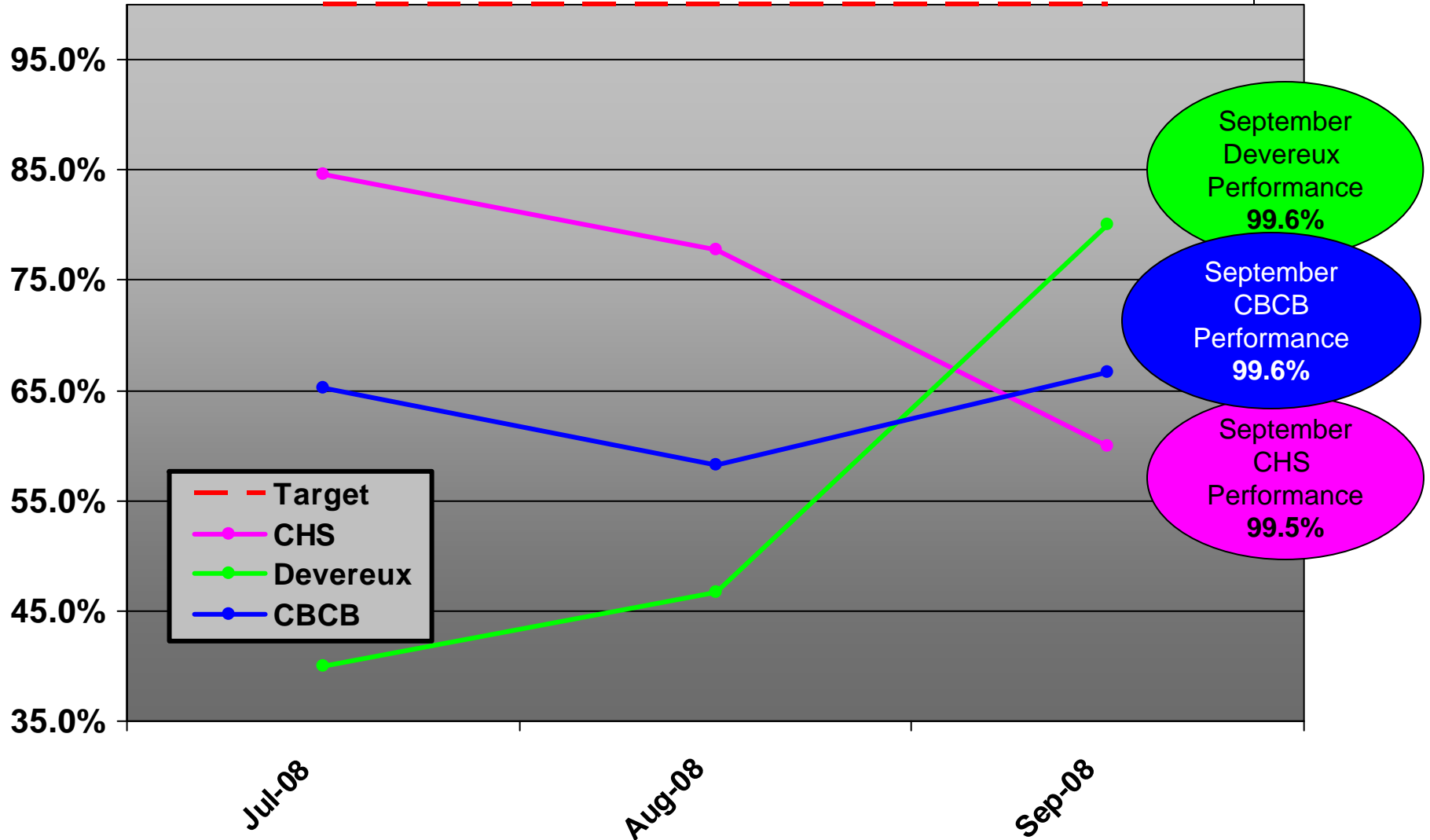

Best Practice #3 – Birth Verifications Obtained Target – 99%



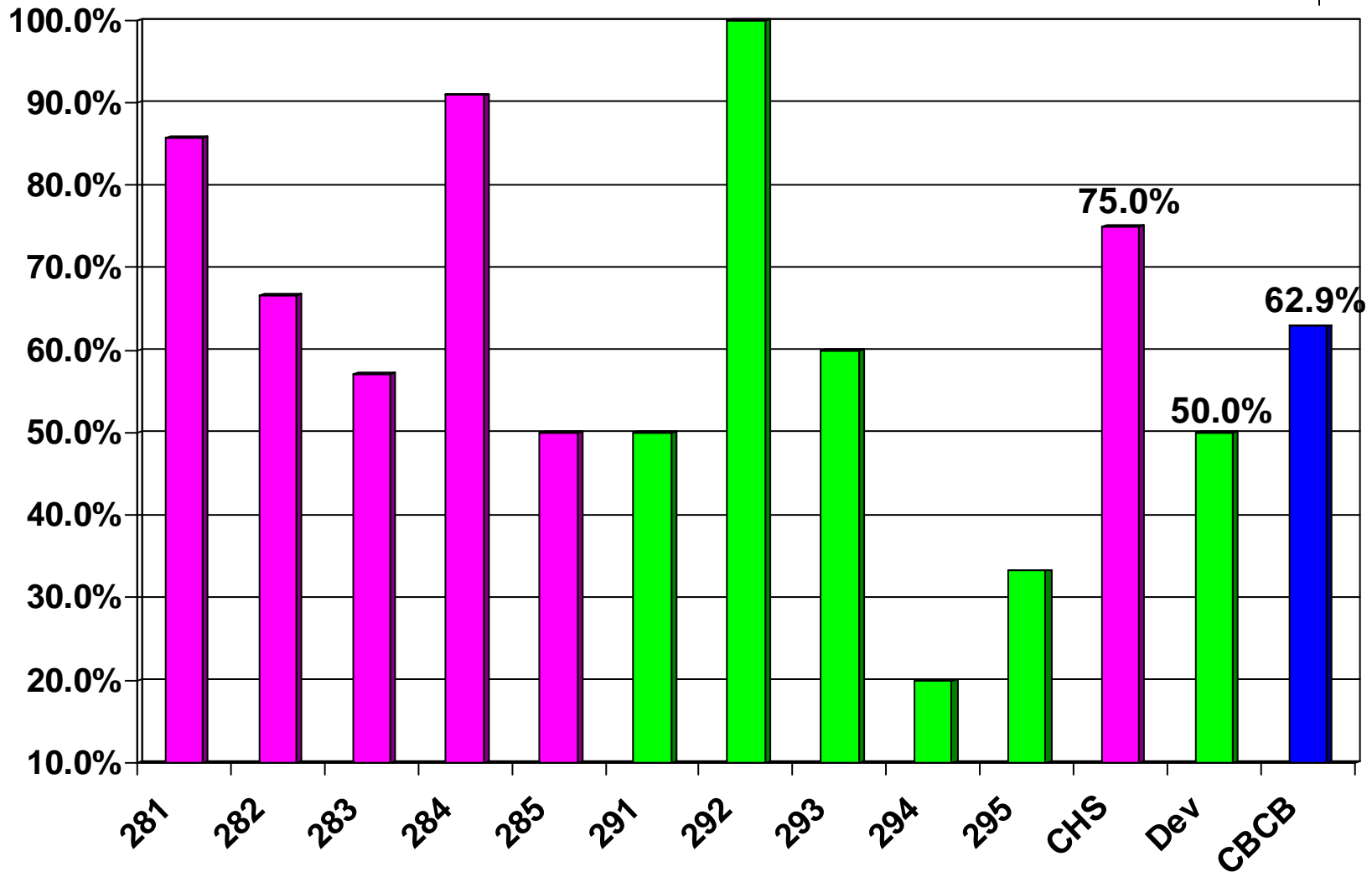

Best Practice #4 – Photographs Obtained
Target – 99%



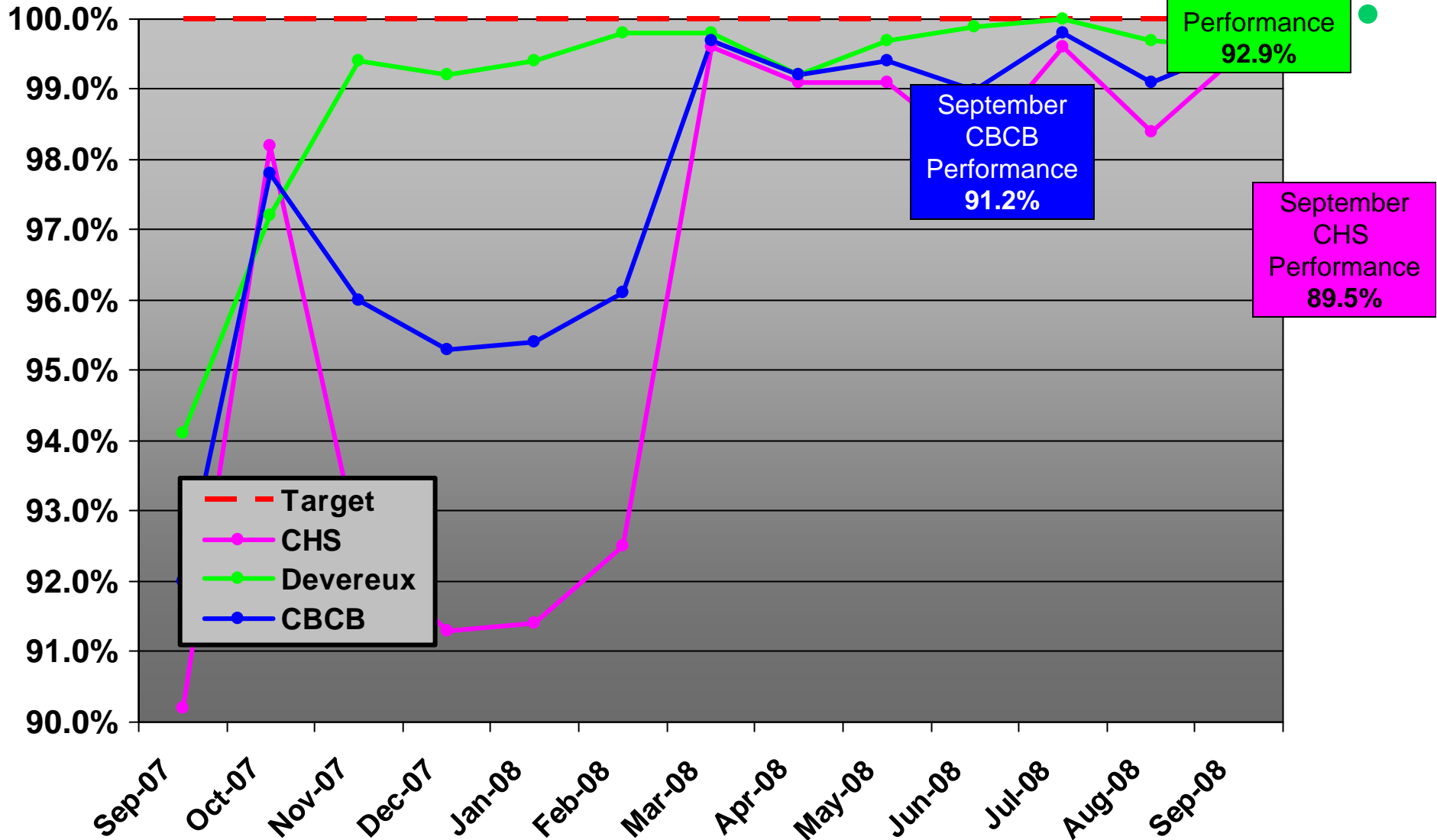

Best Practice #5 – Exit Interviews Completed Timely
Target – 100%
08-09 Quarter 1



Best Practice #5 – Exit Interviews Completed Timely
Target – 100%
08-09 Quarter 1

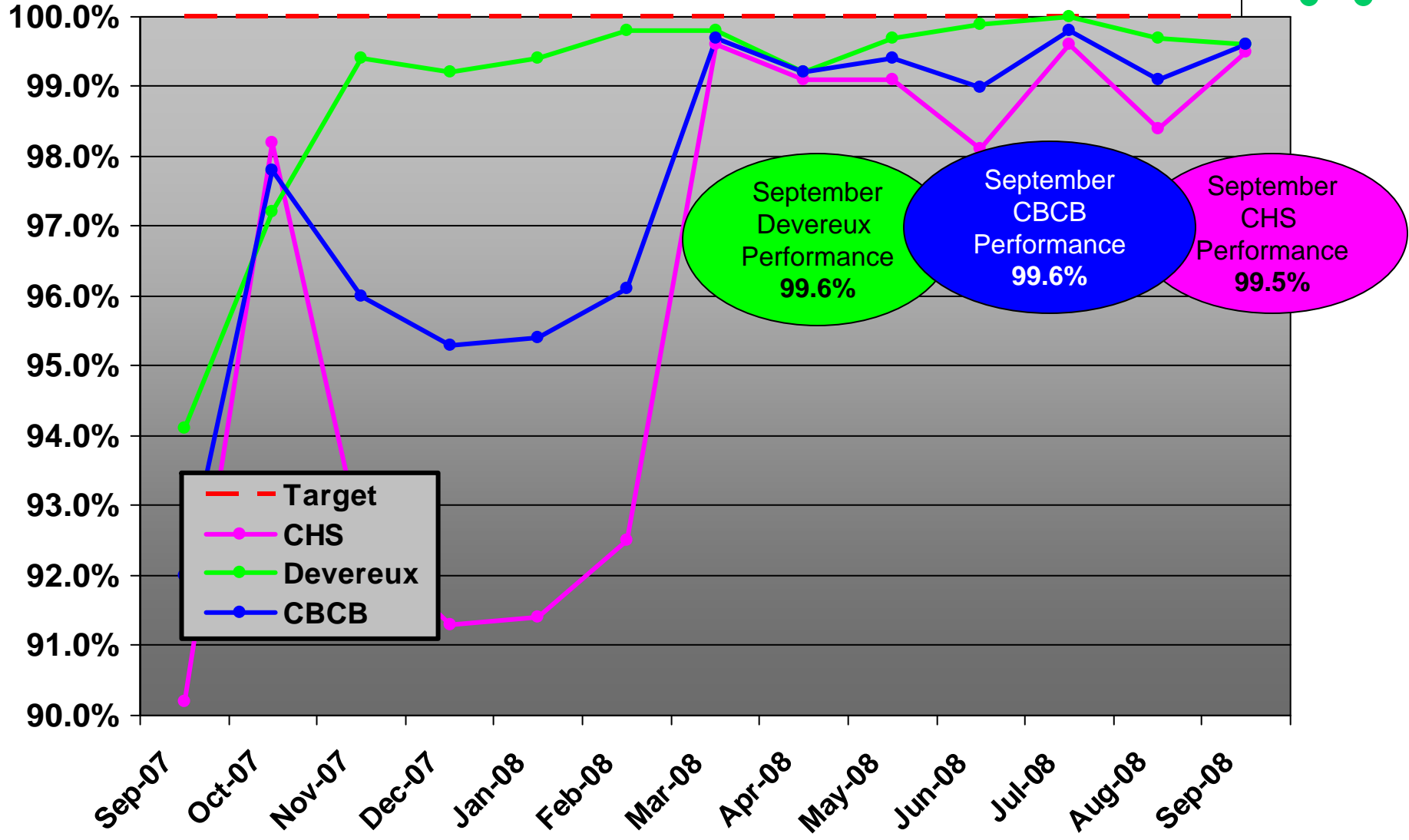



**Best Practice #6 – Judicial Reviews Filed Timely
(Filed by CLS w/ the Clerk)
Target – 100%**




Best Practice #7 – Quarterly Supervisor Reviews

Target – 100%




Unit Leaderboard FY 08-09 Quarter 1




Units	Children Seen	Ranking	JRs Filed Timely	Ranking	Fingerprints	Ranking	Birth Verification	Ranking	Photos	Ranking	Timely Exit Interviews	Ranking	Children Seen Every 30 Days	Ranking	Supervisor Reviews	Ranking	Total	Total Ranking
Unit 293	100.0%	1	92.0%	3	100.0%	1	100.0%	1	93.9%	5	60.0%	5	99.7%	1	99.4%	6	23	1
Unit 285	100.0%	1	97.6%	2	100.0%	1	98.4%	4	99.6%	2	50.0%	7	99.3%	2	99.7%	5	24	2
Unit 292	100.0%	1	92.0%	3	97.1%	6	98.9%	3	95.6%	4	100.0%	1	95.4%	7	100.0%	1	26	3
Unit 294	100.0%	1	100.0%	1	99.1%	5	98.3%	5	100.0%	1	20.0%	10	94.1%	9	100.0%	1	33	4
Unit 281	100.0%	1	87.5%	8	99.5%	3	95.7%	6	97.1%	3	85.7%	3	95.7%	6	99.9%	4	34	5
Unit 295	100.0%	1	91.7%	6	99.2%	4	99.2%	2	93.4%	7	33.3%	9	89.5%	10	100.0%	1	40	6
Unit 284	100.0%	1	92.0%	3	95.0%	9	94.4%	7	89.5%	8	90.9%	2	97.0%	5	99.0%	9	44	7
Unit 282	100.0%	1	68.8%	10	96.8%	7	93.6%	8	93.7%	6	66.7%	4	99.0%	3	99.3%	7	46	8
Unit 291	100.0%	1	90.3%	7	95.7%	8	93.1%	9	84.3%	10	50.0%	7	94.4%	8	99.2%	8	58	9
Unit 283	100.0%	1	76.0%	9	93.2%	10	89.7%	10	86.5%	9	57.1%	6	98.2%	4	97.2%	10	59	10

QA Results Quarter 1

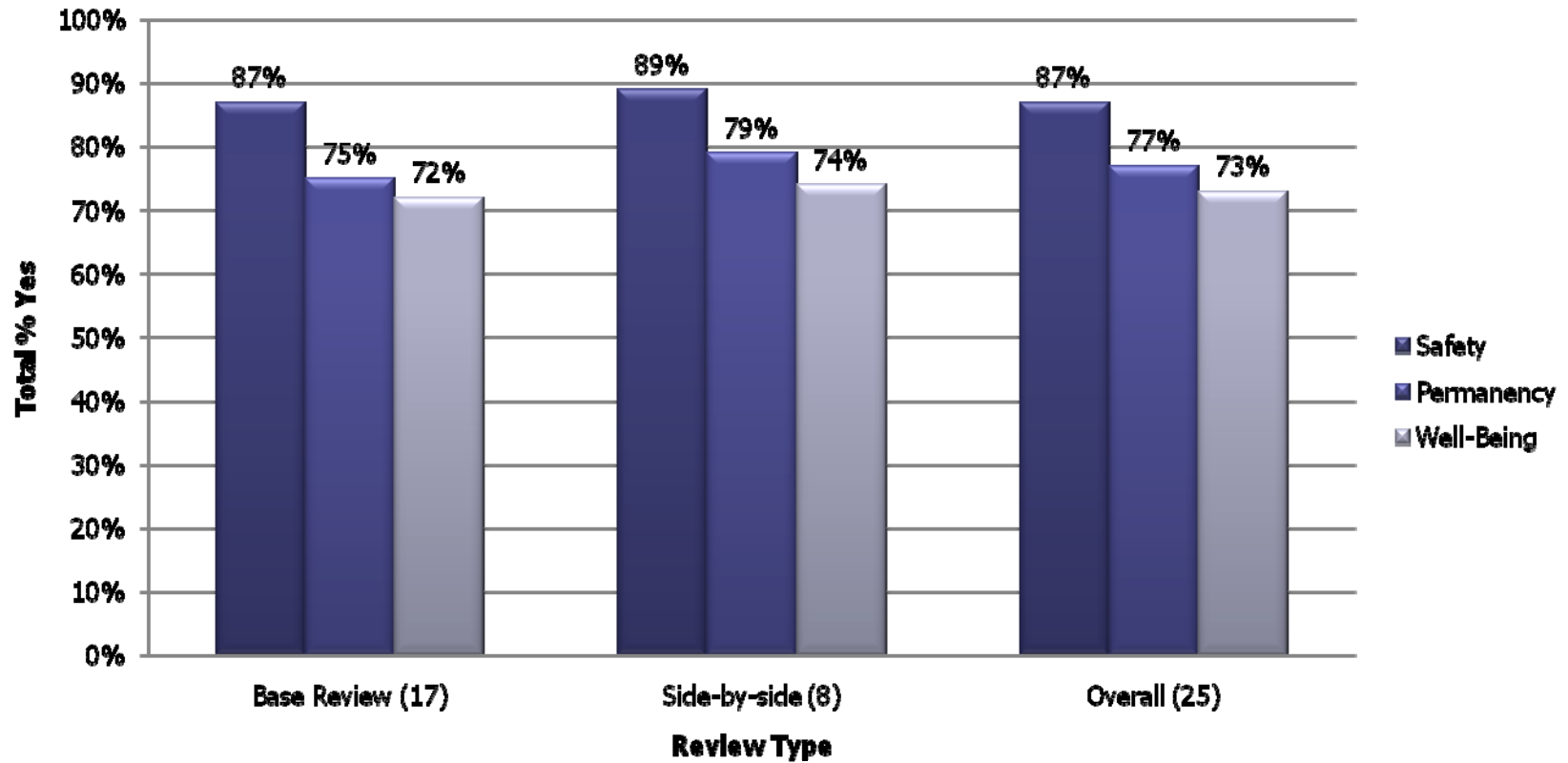


- Safety
 - 88%
- Permanency
 - 76%
- Well Being
 - 73%
- Child and Family Services Review (CFSR)
 - 50%

QA Results Quarter 1




Overall Comparison




Safety

88%



- 73%** No child living in the home was re-abused or neglected. (in-home cases)
- 100%** The focus child was not re-abused or re-neglected. (out-of-home cases)
- 100%** If a child was re-abused or re-neglected, immediate and ameliorative interventions were initiated on behalf of the child. (all cases)
- 100%** Concerted efforts were made to provide or arrange for appropriate services for the family to protect the child and prevent the child's entry into out-of-home care. (in-home cases)
- 73%** A thorough initial family assessment was conducted following the investigative safety assessment that sufficiently addressed child safety factors and emerging risks. (all cases)
- 88%** Completed service referrals were consistent with the needs identified through investigative assessments, and other assessments related to safety. (all cases-LOC)


Safety (cont.)



- 92%** The six-month family assessment was focused on the immediate and prospective safety of the child, as well as any changes and implications in the family's situation related to emerging danger and services needs. (all cases)
- 82%** All immediate and emerging safety concerns were addressed and additional needed interventions were provided to protect the child. (applicable to all cases)
- 86%** A thorough safety assessment of the home was completed prior to reunification or placement of the child in an unlicensed out-of-home care setting. (Applies to cases involving post placement supervision, and where a child will be placed in an unlicensed [relative/non-relative] setting.)
- 100%** Concerted efforts were made during post-placement supervision to manage the risks following reunification and prevent re-entry into out-of-home care. (applicable to in-home post-reunification cases)


Permanency

76%




- 67%** The child remained safe in his/her home after being discharged from out-of-home care and did not re-enter out-of-home care at least 12 months following discharge. (out-of-home cases)
- 67%** A multi-disciplinary staffing/assessment for placement planning was conducted before each placement to ensure the placement or move was unavoidable. (out-of-home cases)
- 100%** The child's current placement is stable and appropriate to meet the child's needs with no apparent or significant risks or projections of disruption. (out-of-home cases)
- 100%** If No was entered for above question, concerted efforts were made to identify, locate and evaluate other potential placements for the child. (applicable to out-of-home cases)
- 86%** The child experienced no more than two out-of-home care placement settings during the period under review. (applicable to out-of-home cases)

Permanency (cont.)




- 50%** If No was entered for previous question, all placement changes were planned in an effort to achieve the child's case goals or to meet the needs of the child. (out-of-home cases)
- N/A** An exit interview was conducted with the child when moved from one placement to another to discuss the previous placement experience.
- N/A** Appropriate action was taken if the exit interview documented a concern.
- 80%** The parents were notified of all the child's placement changes. (out-of-home cases)
- 86%** The court was informed of the child's placements and reasons for changes in placement. (out-of-home cases)
- 87%** The current case plan goal was appropriate based on the child's, and family's circumstances. (all cases)

Permanency (cont.)




- 100%** The child's current placement was in close proximity to the parents to facilitate face-to-face contact between the child and parents while the child was in out-of-home care. (out-of-home cases)
- N/A** If No was entered for above question, the location of the child's current placement was based on the child's needs and achieving the case plan goal. (out-of-home cases)
- 57%** The child was placed with siblings who were also in licensed and/or non-licensed out-of-home care. (out-of-home cases)
- 67%** If No was entered for #28, there was clear evidence separation was necessary to meet the child's needs. (out-of-home cases)
- 80%** Concerted efforts were made to ensure visitation (or other contact) between the child and parents were sufficient to maintain or promote the continuity of the relationship between them. (out-of-home cases)

Permanency (cont.)




- 100%** Concerted efforts were made to ensure visitation (or other forms of contact if visitation was not possible) between the child and his or her siblings and it was of sufficient frequency to maintain or promote the continuity of the relationship. (out-of-home cases)
- 93%** Concerted efforts were made to maintain the child's important connections. (out-of-home cases)
- 31%** An inquiry was made to determine if the child was of Native American or Alaskan Native heritage. (out-of-home and court ordered supervision cases)
- N/A** If the child is of Native American or Alaskan Native heritage, the tribe was provided timely notification of its right to intervene in any state court proceedings seeking court ordered supervision, an involuntary out-of-home care placement or termination of parental rights. (out-of-home care and court ordered supervision cases)
- N/A** Concerted efforts were made to place the child in out-of-home care in accordance with the Indian Child Welfare Act placement preferences if the child was of Native American or Alaskan Native heritage. (out-of-home cases)

Permanency (cont.)



- 64%** The mother was encouraged and supported to participate in making decisions about her child's needs and activities.
- 44%** The father was encouraged and supported to participate in making decisions about his child's needs and activities.
- N/A** For cases in which an out-of-state placement was, or is being, explored for the focus child, a complete Interstate Compact for the Placement of Children (ICPC) packet requesting a non-priority home study was submitted within the required timeframe. (out-of-home cases)
- N/A** The information provided in the ICPC packet regarding the focus child was sufficient to enable the receiving state to make an appropriate decision concerning approval of the proposed placement for the focus child. (out-of-home cases)
- 83%** If the child was in out-of-home care for at least 15 of the most recent 22 months or met other ASFA criteria for TPR, a TPR petition was filed or joined. (out-of-home cases-life of case)


Permanency (cont.)



- 100%** If a Termination of Parental Rights petition was not filed, there were compelling reasons and an exception for not filing the petition was documented.
- 100%** Appropriate steps were taken to identify and recruit an adoptive family that matched the child's needs. (out-of-home cases)
- 100%** Appropriate steps were taken to process and approve an adoptive family that matched the child's needs. (out-of-home cases)


Well Being

73%




- 100%** The case plan specifically addressed visitation and other contact plans with all case participants. (out-of-home cases)
- 100%** The case plan helped achieve permanency (out-of-home cases) and safety and stability (in-home cases) through appropriate tasks for the case participants.
- 67%** The services worker communicated with service providers about the effectiveness of services for involved case participants. (all cases)
- N/A** If the case involves a youth who has reached 13 but not yet 15 years of age and he/she is living in a licensed, out-of-home care placement, a pre-independent living assessment was completed that identified service needs and services were provided. (licensed out-of-home cases)
- N/A** If the case involves a youth who has reached 15 but not yet 18 years of age, and he/she is living in a licensed, out-of-home care placement, a plan has been completed and discussed with the child and services are/were provided. (licensed out-of-home cases)

Well Being (cont.)




- 88%** An ongoing assessment of the child's needs was conducted to provide updated information for case planning purposes. (all cases)
- N/A** An assessment for residential group care was completed when required. (out-of-home cases)
- 85%** An ongoing assessment of the mother's needs was conducted to provide updated information for case planning purposes. (all cases)
- 81%** Concerted efforts were made to support the mother's engagement with services. (all cases)
- 63%** An ongoing assessment of the father's needs was conducted to provide updated information for case planning purposes. (all cases)
- 62%** Concerted efforts were made to support the father's engagement in services. (all cases)
- 93%** An ongoing assessment of the out-of-home care providers or pre-adoptive parent's service needs was conducted in order to ensure appropriate care for the child. (out-of-home cases)

Well Being (cont.)



- 72%** Concerted efforts were made to actively involve all case participants in the case planning process: (all cases)
- 20%** The frequency of the services worker's visits with all case participants was sufficient to address issues pertaining to the safety, permanency goal, and well-being of the child. (all cases)
- 68%** The quality of the services worker's visits with case participants was sufficient to address issues pertaining to the child's safety, permanency and well-being. (all cases)
- 78%** Concerted efforts were made to assess the child's educational needs. (out-of-home cases and in-home cases if relevant)
- 80%** If educational needs were identified, necessary educational services were engaged. (out-of-home cases and in-home cases if relevant)
- 75%** Services effectively reduced or resolved the issues that interfered with the child's education. (out-of-home cases and in-home cases if relevant)


Well Being (cont.)



- 85%** Concerted efforts were made to assess the child's physical health care needs. (out-of-home cases and in-home cases if relevant)
- 88%** Concerted efforts were made to provide appropriate services to address the child's identified physical health needs. (out-of-home cases and in-home cases if relevant)
- 71%** Concerted efforts were made to assess the child's dental health care needs. (out-of-home care cases and in-home cases if relevant)
- 67%** Appropriate services were provided to address the child's identified dental health needs. (out-of-home care cases and in-home cases if relevant)
- 80%** An assessment of the child's mental/behavioral health needs was conducted. (out-of-home care cases and in-home cases if relevant)
- 60%** Appropriate services were provided to address the child's mental/behavioral health needs. (out-of-home care cases and in-home cases if relevant)
- 50%** Informed consent was obtained for the use of psychotropic medications when necessary to address the child's mental/behavioral health needs. (out-of-home cases)

CFSR

50%



48% Qualitative supervisory reviews and follow through were conducted as needed and required. (all cases)


52% The case record contained a current (not expired) case plan. (all cases)

Next quarter will include the question :

The case plan specifically addressed visitation and other contact plans with all case participants. (out-of-home care cases)

Score was 100% in quarter 1

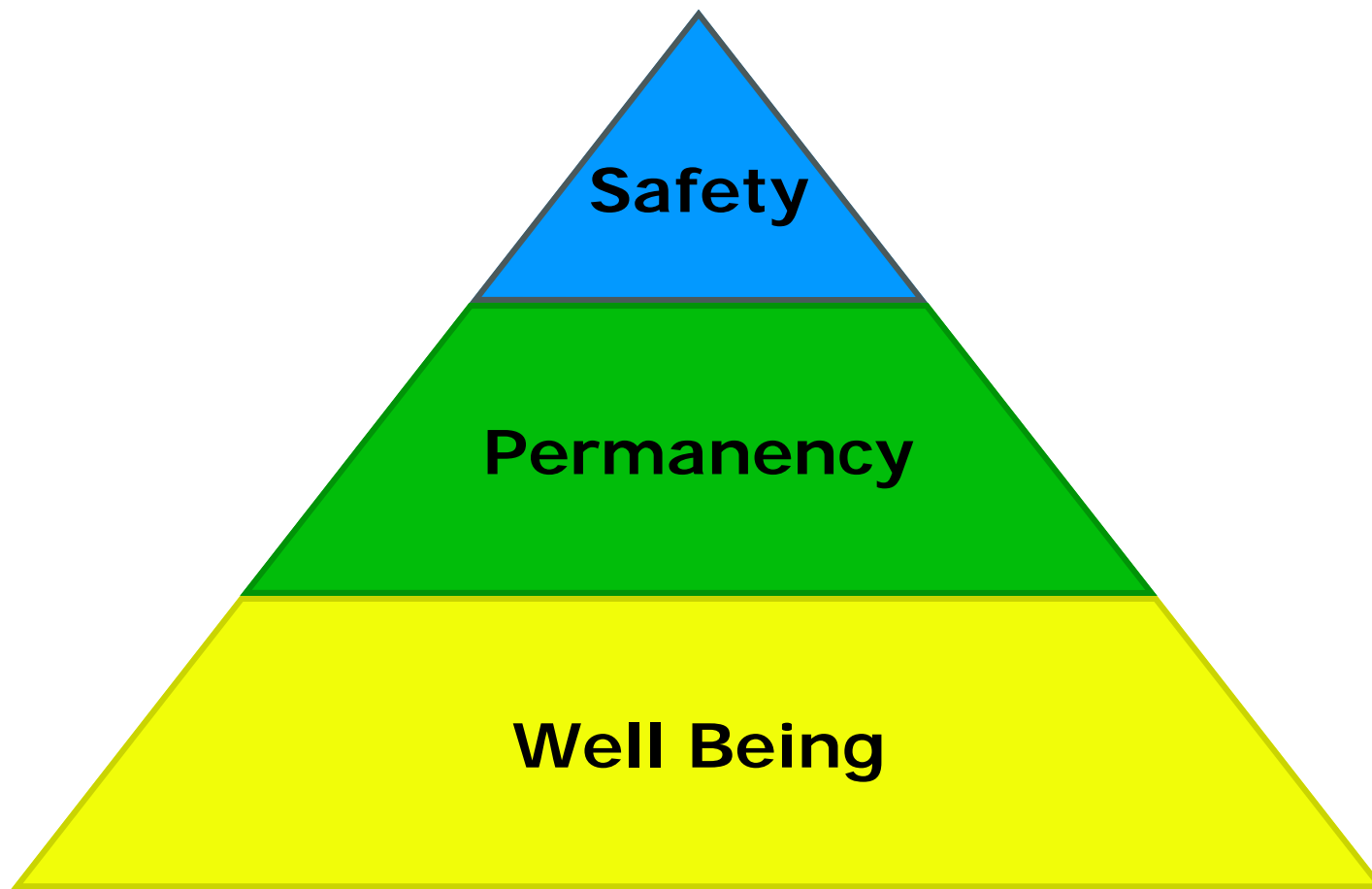

Question #66 (does not affect scores)




Based on all the information reviewed, it is likely that the child will live in a safe and nurturing environment with his/her need being met on a permanent basis during the next 12 months.

- Base = 65% answered yes
- Side-by-side = 100%
- Overall = 76%

All of our measures are tied to:





Comments, Questions, Concerns

???



Next Performance Review

January 27, 2009

